


Power supply

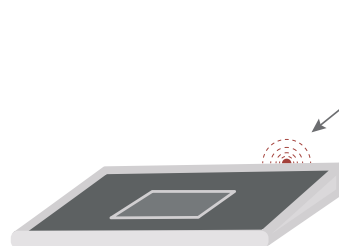
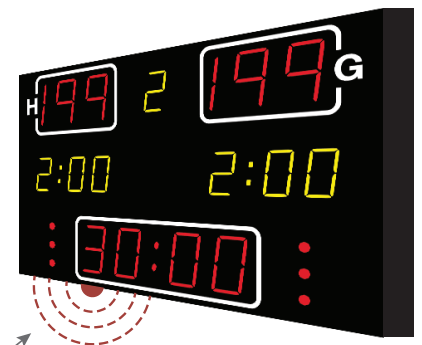
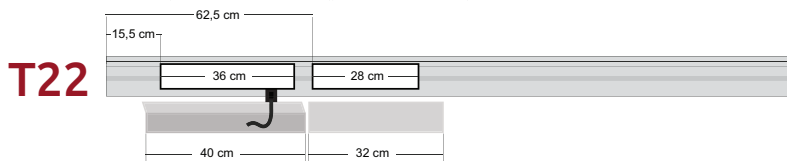
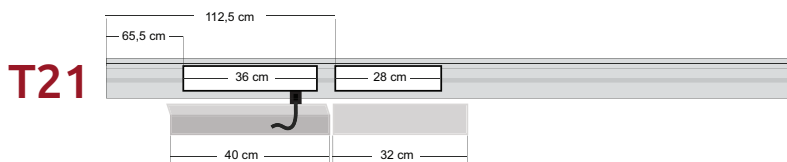
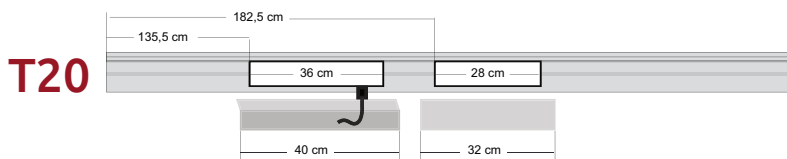
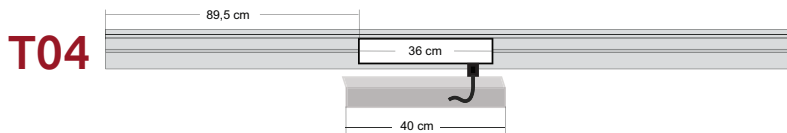
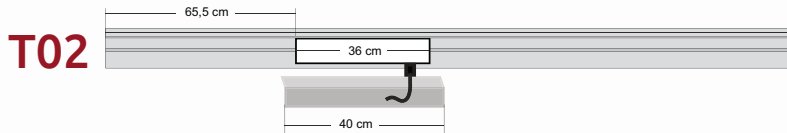
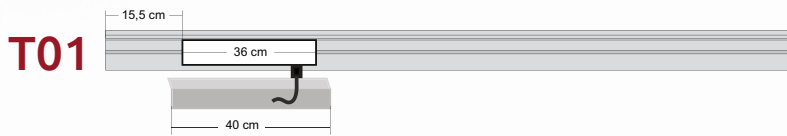
The power supply of Nautronic scoreboards is located in the bottom frame.*

The opening in the frame is covered with a bent clear acrylic plate leading wires from power supplies backwards towards the wall. With a clear acrylic plate it becomes possible to identify most faults from ground level without dismounting the scoreboard, simply from reading the service lights.



Service lights indicate power flow and functionality of fuses. (Bottom of scoreboard view)

PLACEMENT OF POWER SUPPLY



*The area of the frame should be kept free of any obstacles, panels or moulding in order to be able to operate the scoreboard and to ensure flawless radio reception